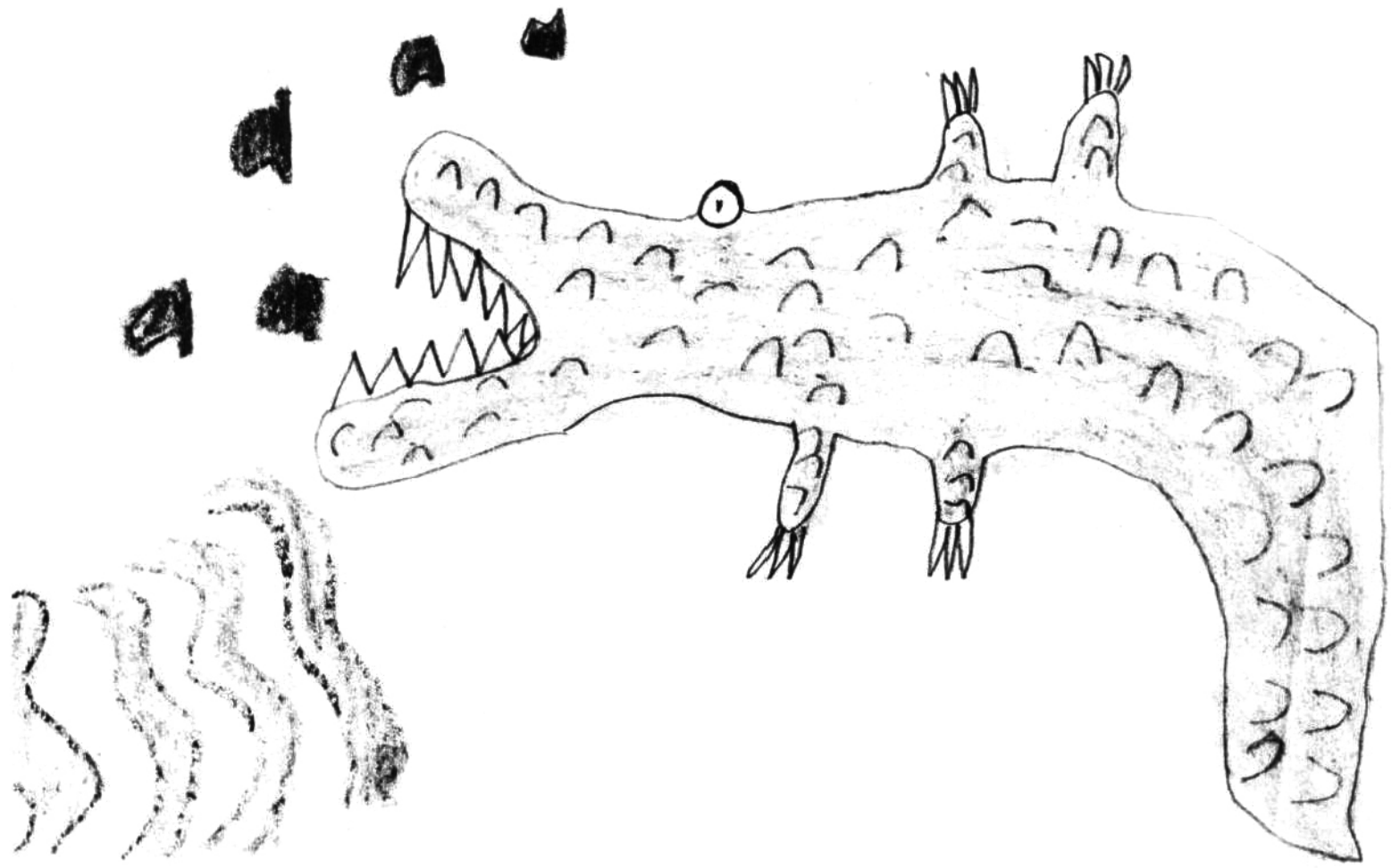


# Alligators



Written and Illustrated by  
Ker's Publishing Company 2007

## Table of Contents

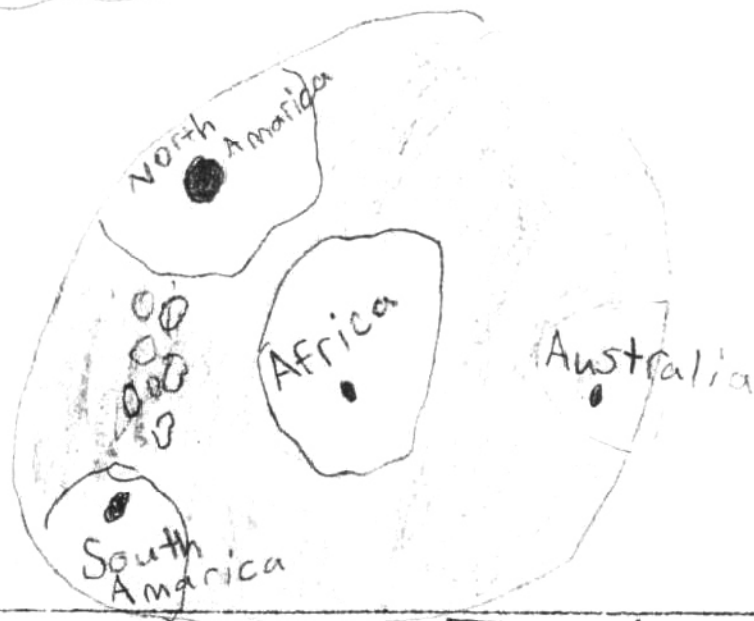
1. <u>What Alligator's Are</u>	<u>1</u>
2. <u>Where They Live</u>	<u>2</u>
3. <u>What they eat.</u>	<u>3</u>
4. <u>Alligator's Can Be Really Dangerous</u>	<u>4</u>

# What Alligator's Are



Alligator's are dangerous meat eaters. They can walk on land and swim in water. They even have bumpy scales. They have very sharp teeth. And they have long tails and long mouths. They move very slowly. Alligator's have fearsome looks.

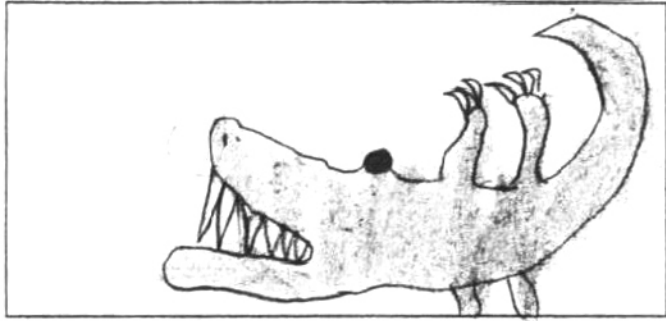
# Where Alligator's Live




Alligator's live in Florida, tropical rain forests, bays, or they live in a pond in the forest. Some

Continents where alligators live are North America, South America, Australia, and Africa.

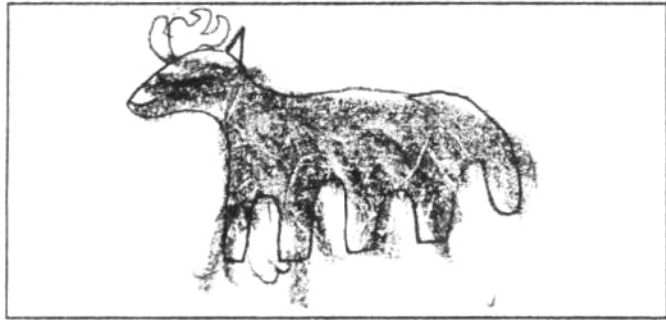
# What Alligator's eat



Alligator's eat anything  
that is meat.



They eat pigs, people,  
fish and other meat animals.




They can even eat  
caraboo and other deer.



Alligator's can even  
eat bufellow.

# Alligators Are Dangerous.



Alligators are a dangerous species because if you walk right in front of one because it could eat you or they will attack you. Alligators can rip right through you. You have to be really careful when you are swimming close to where alligators live.

# Meet The Author

I am Steven and I am 7 years old. I'm an expert on Alligators. My favorite books are Dr. Seuss books my best school subject is writing because I write well. What I like to do most is read. When I grow up I will be a hunter.

**GRADE 2: UNIT 4: All-About**  
**Anchor Paper #1: *Alligators***

Rubric Indicators	<b>Commentary</b> This piece of published writing is scored proficient as determined by the Grade 2 All-About rubric and Progress Monitoring Indicators for Grade 2 - 2 <sup>nd</sup> trimester.	<b>Possible Areas of Focus for Writing Conferences</b> (Choose one or two.)
<b>Content/Organization</b> <ul style="list-style-type: none"> <li>• A report telling all about a focused topic (may be from Social Studies or Science)</li> <li>• Includes an intro that engages the reader and introduces the topic</li> <li>• Uses nonfiction text features, such as table of contents, chapters, labeled diagrams, pictures, headings and captions.</li> <li>• Organizes information into “chapters” that are sequenced appropriately</li> <li>• Has a clear topic throughout that conveys existing knowledge of the writer</li> </ul>	The writing: <ul style="list-style-type: none"> <li>• Tells all about alligators and conveys student’s knowledge of alligators in his voice: “Alligators can rip right through you.”</li> <li>• Uses nonfiction text features: Table of Contents, Chapters, map of the world, About the Author</li> <li>• Has chapters that are organized by subject</li> </ul>	
<b>Style/Fluency</b> <ul style="list-style-type: none"> <li>• Reports adequate and specific facts and information relative to the topic</li> <li>• Provides specific details and topic-related vocabulary to support readers’ ability to understand and learn about the written topic</li> <li>• Supports important information with pictures, diagrams and other graphics</li> </ul>	The writing <ul style="list-style-type: none"> <li>• Includes specific information: dangerous meat eaters; bumpy scales; walk on land and swim in water; continents where alligators live. Some information seems more related to student’s concept of alligators rather than research (e.g., “Alligators move very slowly.”)</li> <li>• Uses some topic-related vocabulary: meat eaters, tropical rain forests, bays, Caribou, dangerous species.</li> <li>• Includes detailed pictures that support the text (a map of the world of different places where alligators live; a picture of an alligator eating a person who got too close!)</li> </ul>	Adding some details from doing a little research
<b>Language usage</b> <ul style="list-style-type: none"> <li>• Is legible and easy to read</li> <li>• Mistakes do not interfere with meaning</li> </ul>	The writing <ul style="list-style-type: none"> <li>• Has few mistakes that don’t interfere with meaning.</li> </ul>	Not using apostrophes when forming plurals